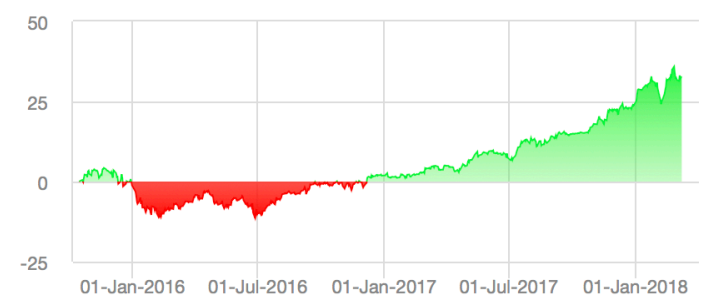
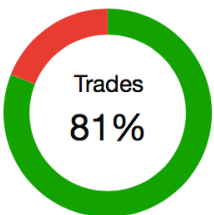
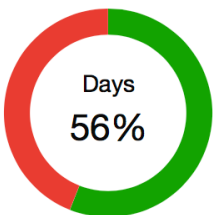


% Return ⓘ 32.81%



Winning % ⓘ



Statistics, USD ⓘ

% Return in Period	33%
Max Drawdown	15%
# Closed Positions	145
Win % (closed positions)	81%
Standard deviation	1%
Sharpe Ratio	1.1
Sortino	1.1

Monthly P/L, % ⓘ

	Jan	Feb	Mar	Apr	May	Jun	Jul	Aug	Sep	Oct	Nov	Dec	1 Year
2018	4.9	2.0	0.4*	-	-	-	-	-	-	-	-	-	7.4*
2017	-0.7	1.5	2.2	-0.2	3.6	-1.1	4.3	2.0	0.5	2.4	4.2	1.1	21.4
2016	-6.6	-0.9	4.1	-2.2	1.1	-4.6	5.1	2.0	3.3	0.3	-0.9	3.2	3.1
2015	-	-	-	-	-	-	-	-	-	2.4	0.2	-3.7	-1.2

* To Date